

Features:

- RJ45 port: 4 10/100/1000Base-Tx RJ45 ports
- Fiber: 2 1000Base-X (SFP)



ITT-SWP7347 is 6 Gigabit Security Industrial PoE Switch, provide 4 Gigabit PoE Port, 2 Gigabit SFP Port, support Apollo Cloud Switch Platform, it is up to EMC Industrial grade 4 protection, could resist static electricity, lightning strike, pulse interference effectively; Corrugated high-strength Metal housing, IP40 degree, lower power design, Seismic Din Rail mounting, Wide temperature design, it can be applied into Harsh environment; The series products are specially installed in smart transportation, energy, electricity, security etc.. severe industrial situations for fast, reliable communication connections.

Technical Parameters:

• Standard	<ul style="list-style-type: none"> ➢ IEEE 802.3 10Base-T ➢ IEEE 802.3u 100Base-T ➢ IEEE 802.3ab 1000Base-T ➢ IEEE 802.3z 1000BASE-X ➢ IEEE 802.3af/at
• Exchange Functions	<ul style="list-style-type: none"> ➢ Mac Address table: 2K ➢ Port Cache: 1Mbit ➢ 100Mbps forwarding speed: 148810pps ➢ 1000Mbps forwarding speed: 1488100pps ➢ 100Mbps maximum filtration speed : 148810pps ➢ 1000Mbps maximum filtration speed: 1488100pps ➢ Transfer method: Store and forward ➢ Bandwidth: 12Gbps ➢ Switching Delay: <5us
• Interface	<ul style="list-style-type: none"> ➢ RJ45 port: 4 10/100/1000Base-Tx RJ45 ports ➢ Fiber: 2 1000Base-X (SFP)
• Front Panel Indicator	<ul style="list-style-type: none"> ➢ Interface Indicator: POE (G1~G4) Link/ACT (G1~G4, F1, F2) ➢ Power Indicator: P1, P2
• Power	<ul style="list-style-type: none"> ➢ Input Voltage: 48-56VDC ➢ Input method: Pull type 4pin 5.08mm pitch terminals ➢ Support dual DC power backup, built in over voltage protection ➢ Power support Anti-reverse connection
• Power Consumption	<ul style="list-style-type: none"> ➢ No loaded power: 4W@52VDC ➢ Full loaded power: 60W@52VDC (including PoE Input)

<ul style="list-style-type: none"> Physical features 	<ul style="list-style-type: none"> Housing: IP40 Degreee、 Corrugated high-strength Metal case Installation: DIN Rail Size (Length*Width*Height) : 150mm×127mm×40mm S Weight: 0.7kg
<ul style="list-style-type: none"> Industry Standard 	<ul style="list-style-type: none"> EMI:FCC CFR47 Part 15, EN55022/CISPR22, Class A EMS: <ul style="list-style-type: none"> IEC61000-4-2 (ESD): ±8kV (contact), ±15kV (air) IEC61000-4-3 (RS): 10V/m (80MHz-2GHz) IEC61000-4-4 (EFT): Power Port: ±4kV; Data Port: ±2kV IEC61000-4-5 (Surge): Power Port: ±2kV/DM, ±4kV/CM; Data Port: ±6kV IEC61000-4-6 (CS): 3V (10kHz-150kHz); 10V (150kHz-80MHz) IEC60068-2-6 (Vibration) IEC60068-2-27 (Shock) IEC60068-2-32 (Free Fall)
<ul style="list-style-type: none"> Working Environment 	<ul style="list-style-type: none"> Working Temperature: -20~70°C Storage Temperature: -40~75°C Relative humidity: 5%~95% (No condensation)
<ul style="list-style-type: none"> Certificates 	<ul style="list-style-type: none"> CE, FCC, RoHS
<ul style="list-style-type: none"> Average trouble fee time 	<ul style="list-style-type: none"> 360,000 hrs

Installation method:

Before install confirm the devices operating environment: Power&Voltage、 Install space、 Install type etc.

Please check below installation requests carefully :

- Check if have the installation needs about cables and connector
- Based reasonable configuration demands to check if cables are ready(less than 100meters)
- Do not provide installation components,The user need to prepare selected installation type' s component、 Screw、 Nuts and tools etc,make sure Reliably installation

Power : 48-56VDC


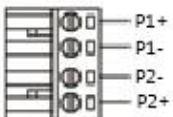
(Environment requests) :

Working Temperature : -20~70°C

Storage Temperature : -40~75°C

Relative humidity : 5%~95% (No condensation)

Power accessed



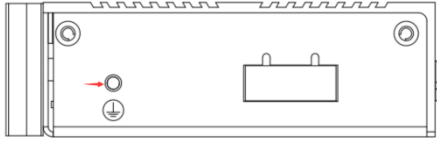
4 pin 5.08mm terminals

Input range: 48-56VDC

P1&P2 Dual redundant power supply,

Support Reverse protection

Ground protection



Connected the group port

Din Rail mounting

