



Features:

- -40 to 85°C operating temperature range
- IP40 protection class with metal housing
- Fanless design
- Level 4 EMC Protection
- PoE, IEEE802.3af/at
- One key ring configuration
- ERPS with protection switching time < 20ms
- WEB, Telnet, CONSOLE, EMS management

Overview:

ITT-SW7345 is a managed L2 industrial Ethernet switch providing 8 electrical and 2 optical gigabit Ethernet ports. The 8 electrical ports support POE and provide maximum 30W/port output. It supports abundant L2 features such as VLAN, STP/RSTP/MSTP, ERPS, QoS, ACL, and supports Web/CLI management and third-party SNMP management. All models are with IP40 protection class and meet EMC industrial level 4 requirements. The product supports wide power input voltage range of 36-56VDC and wide operating temperature range of -40 to the +85°C. In addition to its compact size for space-saving installation, each product has passed a 100% burn-in test in 85°C to ensure its quality high-reliability transmission.

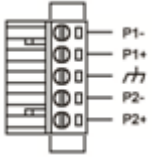
All of these features make the product ideal for applications that require high-reliability transmission, such as video surveillance, tolling systems, ITS, and factory automation.

Technical Parameters:

• Standard	<ul style="list-style-type: none"> ➢ IEEE 802.3 10Base-T ➢ IEEE 802.3u 100Base-Tx ➢ IEEE 802.3ab 1000Base-T ➢ IEEE 802.3z 1000Base-X
• Interface	<ul style="list-style-type: none"> ➢ Console Ports: 1 RS-232(RJ45) ➢ Optical Ports: 2 1000Base-X (SFP) ➢ Electrical Ports: 8 10/100/1000/Base-T (RJ45)
• LED indicator	<ul style="list-style-type: none"> ➢ Power LED: PWR ➢ Interface LED: RJ45(Link&ACT), Fiber(Link&ACT)
• PoE Function	<ul style="list-style-type: none"> ➢ IEEE 802.3.af : 15.4W per port IEEE 802.3bt : 55W per port ➢ IEEE 802.3.at : 35W per port
• Power	<ul style="list-style-type: none"> ➢ Power Terminal: 5-pin 5.08mm-spacing plug-in terminal block ➢ Full load power consumption: < 13W , POE:<300W ➢ Overload Protection: Support ➢ Reverse Connection Protection: Support ➢ Redundancy Protection: Support

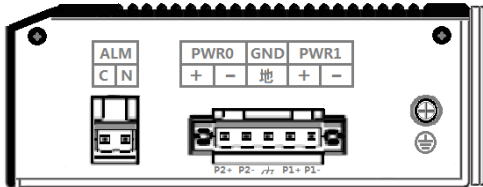
<ul style="list-style-type: none"> • Physical Characteristics 	<ul style="list-style-type: none"> ➤ Housing: Metal, fanless ➤ Protection Class: IP40 ➤ Dimensions : 45mm x 179mm x 100mm(W×H×D) ➤ Weight: 0.80kg ➤ Mounting: DIN-Rail or Panel mounting
<ul style="list-style-type: none"> • Switch Properties 	<ul style="list-style-type: none"> ➤ MAC Table: 8K ➤ Packet buffer: 4M ➤ VLAN: 4K ➤ VLAN Mode: Access/Trunk/Hybrid ➤ 802.1Q/port/protocol/MAC/IP subnet based VLAN; ➤ QinQ and VLAN translation; ➤ IGMP snooping v1/v2/v3, IGMP proxy, MVR; ➤ DHCP client/sever/relay ➤ LACP for port bandwidth extension, load balance; ➤ STP/RSTP/MSTP for ring protection; ➤ ERPS with protection switching time <20ms; ➤ one key ring configuration for STP/RSTP/ERPS; ➤ Loopback detection and loopback test; ➤ 8-queue QoS with SP/WRR scheduling policy; ➤ Rate limitation and traffic shapping; ➤ DLF/multicast/broadcast limitation; ➤ MAC/VLAN/IP/TCP/UDP port/ToS based ACL ➤ Dynamic MAC learning and static MAC configuration; ➤ MAC addresss learning enable/disable per port; ➤ MAC limitation per port; ➤ Fiber RDI Remote Defect Indication) alarm; ➤ Dying Gasp remote equipment fail alarm; ➤ 801.2x, RADIUS, TACACS+ ➤ HTTPS, SSH; ➤ Port mirror; ➤ RMON group 1, 2, 3, 9; ➤ SNMP v1/v2c/v3; ➤ Online upgrade and dual-Image firmware; ➤ Configuration backup and restore; ➤ CONSOLE and telnet for CLI management; ➤ WEB management;
<ul style="list-style-type: none"> • Industrial Standard 	<ul style="list-style-type: none"> ➤ EMI: ➤ FCC CFR47 Part 15, EN55022/CISPR22, Class A ➤ EMS: ➤ IEC61000-4-2 (ESD): ±8kV (contact), ±15kV (air) ➤ IEC61000-4-3 (RS): 10V/m (80MHz-2GHz) ➤ IEC61000-4-4 (EFT): Power Port: ±4kV; Data Port: ±2kV ➤ IEC61000-4-5 (Surge): Power Port: ±2kV/DM, ±4kV/CM; Data Port: ±2kV ➤ IEC61000-4-6 (CS): 3V (10kHz-150kHz); 10V (150kHz-80MHz) ➤ IEC61000-4-16 (Common mode conduction): 30V (cont.), 300V (1s) ➤ Machinery: ➤ IEC60068-2-6 (Vibration) ➤ IEC60068-2-27 (Shock) ➤ IEC60068-2-32 (Free Fall)
<ul style="list-style-type: none"> • Approvals 	<ul style="list-style-type: none"> ➤ CE, FCC, RoHS
<ul style="list-style-type: none"> • MTBF 	<ul style="list-style-type: none"> ➤ 360,000 hrs
<ul style="list-style-type: none"> • Environmental Limits 	<ul style="list-style-type: none"> ➤ Operating Temperature: -40 to 85°C ➤ Storage Temperature: -45 to 85°C ➤ Ambient Relative Humidity: 5 to 95% (non-condensing)

Power Input:

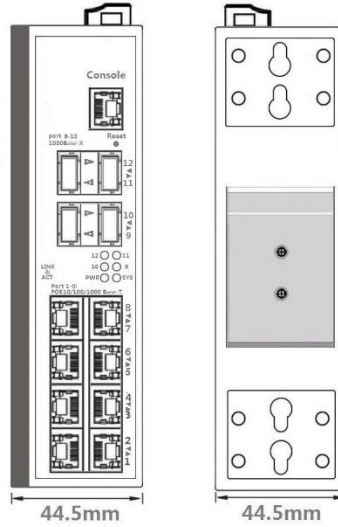


- 5-pin 5.08mm-spacing plug-in terminal
- 36-56VDC input
- P1&P2 dual power input
- Reverse protection

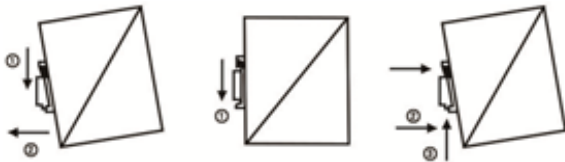
Earth Protection:



Ground terminal or screw



Din-Rail



Wall mounting

