



Features:

- Ports: Provide 4*10/100/1000Mbps PoE ports with 2* 1000Mbps SFP
- PoE Standard: IEEE802.3af/at Power over Ethernet (PoE) Compliant
- Self-adaption: RJ45 port supports 10/100/1000Mbps Auto MDI/MDIX
- Industrial Installation: Din Rail mounting installation
- Wide Application: Designed for Railway, traffic etc some Industrial environment
- Surge protection: Protect the device from lightning surges and others electrical hazards
- Working Temperature: -40 to 85 degrees operating temperature
- Considerate Design: IP40 Industrial enclosure
- Easy to use: Plug and play, No configuration required

Environmentally Hardened Design

With the IP40 metal industrial case which provides a high level of immunity against electromagnetic interference and heavy electrical surges, Being able to operate under the temp.

range from -40 to 85 °C, the switch can be placed in almost any difficult environment.

Dual Power input for High Availability Network

Featuring a strong dual power input system with wide-ranging voltages (12V~54V DC) incorporated into customer's automation network to enhance system reliability and uptime which make the installation more flexible and convenient.

Surge Protection Design

provides contact discharge of $\pm 8\text{KV}$ DC and air discharge of $\pm 15\text{KV}$ DC for Ethernet ESD protection. It also supports $\pm 6\text{KV}$ surge immunity to improve product stability and protects users' networks from devastating ESD attacks, making sure the flow of operation does not fluctuate.

Gigabit SFP Uplink Port

With two SFP module slot available, the SFP uplink port is ideal for connecting the switch to the network's backbone, providing more than enough bandwidth and stability for ultra high speed data transferring, Beside the SFP can transmitte the date with Max 100Km distance with more economic solution.



Hardware Specifications

ports	4* 10/100/1000BASE-T RJ45 auto-MDI/MDI-X ports 2* 1000Mbps SFP Slot	
Connector	Removable 4-pin terminal block Pin 1/2 for Power 1; Pin 3/4 for Power 2	
LED Display	Power Indicator: PWR(green).Network Indicator: Link(yellow) SFP: Green	
Power requirements	36~56V DC	
Power Consumption	Less than 3 Watts	
Switch Performance	Backplane bandwidth	20Gbps
	Packet forwarding rate	8.93Mpps
	MAC address	8k
	Flow control	Back pressure for half duple. IEEE 802.3x pause frame for full duplex
Enclosure	IP40 Metal case	
ESD Protection	6KV ESD	
Dimension(W x D x H)	30 x 90 x 130mm (1.18in x 3.54in x 5.12in)	
Weight	0.85Kg	

Power over Ethernet (PoE) Specifications

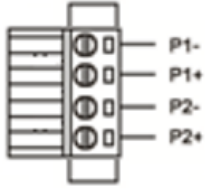
Network standard	IEEE802.3i 10 BASE-T IEEE802.3u 100 BASE-TX IEEE802.3ab 1000BASE-T IEEE802.3x Flow Control IEEE802.3af Power over Ethernet IEEE802.3at Power over Ethernet IEEE802.3az EEE
PoE Standard	IEEE 802.3af Power over Ethernet/PSE IEEE 802.3at Power over Ethernet Plus/PSE
PoE Supply Type	1/2(+), 3/6(-) End-span
PoE Power Output	Per Port 52V DC, 300mA. max. 15.4 watts (IEEE 802.3af) Per Port 52V DC, 600mA. max. 30 watts (IEEE 802.3at)
PoE Power budget	75W Optional

Environment

Environment specification	Operating temperature: -40°C~85°C,operating humidity: 5~95%
	Storage temperature: -40°C~85°C,storage humidity: 5~95%
Warranty	5 Years

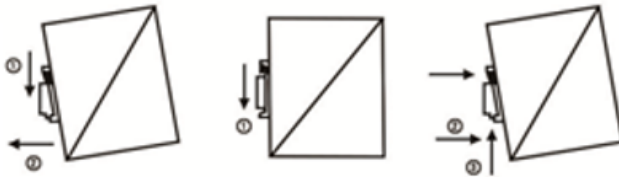
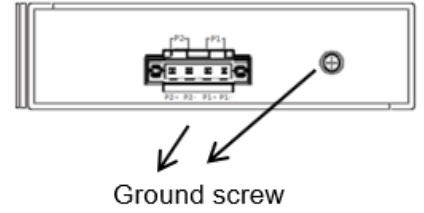
Installation Models

Power Terminal



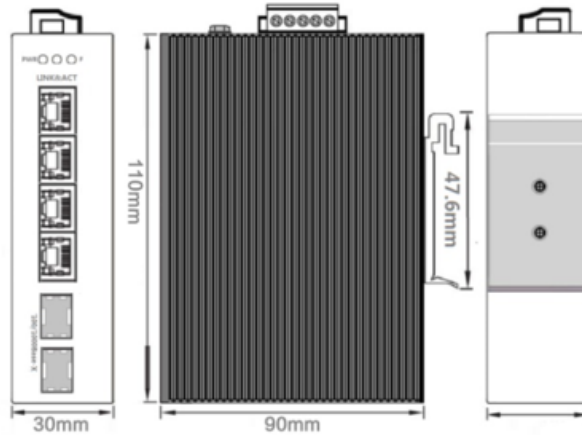
- ◆ 4-pin 3.81mm-spacing plug-in terminal
- ◆ 12V-54VDC wide voltage input
- ◆ P1&P2 dual power input
- ◆ Reverse protection

Earth Protection



Din-Rail

Mechanical Drawing



Applications

