



Features:

- Input Voltage: DC12~58V(Non-PoE), DC48~58V(PoE)
- Operating Temperature: -40°C ~ +75°C
- Shell: IP40 protection, fanless design
- Test Report: CCC, RoHS, FCC, CE
- Anti-static: 8KV-15KV MTBF: 100000 Hours

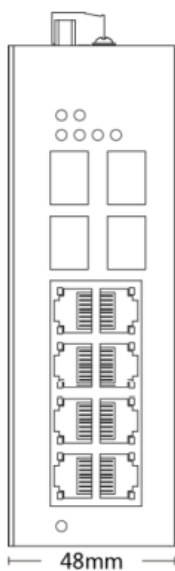
ITT-SW3845 is 4*1000 Base-X, 8*10/100/1000 Base-T PoE Managed Industrial Ethernet fast switch, through the fanless cooling circuit design, wide range working environment temperature, high protection level and other technologies, provide high / low temperature, lightning protection and other outstanding industrial quality, and integrated switching, safety and various rich protocols, simultaneously supported The public Ethernet multi ring protection technology (ERPS) has greatly enhanced the flexibility of the network and enhanced the reliability and security of the industrial network. It can meet the deployment requirements of rail transit, safe city, intelligent transportation, outdoor monitoring and other harsh environments

Technical Parameters:

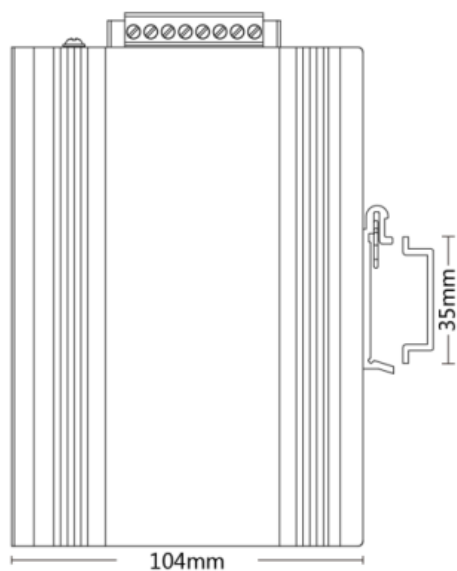
• Provider Mode Ports	<ul style="list-style-type: none"> ➢ Fixed port: 4*1000 Base-X, 8*10/100/1000 Base-T ➢ Management Port: Support Console ➢ Power interface: Phoenix terminal, dual power input ➢ LED Indicators: PWR, Link/ACT LED
• Cable Type & Transmission Distance	<ul style="list-style-type: none"> ➢ Twisted-pair: 0-100m (CAT5e,CAT6) ➢ Monomode optical fiber: 20/40/60/80/100KM ➢ Multimode optical fibre: 550m
• Network Topology	<ul style="list-style-type: none"> ➢ Ring topology: Support ➢ Star topology: Support ➢ Bus topology: Support ➢ Tree Topology: Support ➢ Hybrid topology: Support
• Electrical Specifications	<ul style="list-style-type: none"> ➢ Input voltage: DC12~58V(Non-PoE), DC48~58V(PoE) ➢ Total Power consumption: <10W (Non-PoE), <250W (PoE)
• PoE Support	<ul style="list-style-type: none"> ➢ PoE port: 1-8 (POE Distance up to 150M) ➢ PoE Protocol: 802.3af, 802.3at, 802.3bt(1-2Port support) ➢ Pin Assignment: af/at:1,2,3,6 bt:1-8 ➢ PoE Management: Support
• Layer 2 Switching	<ul style="list-style-type: none"> ➢ Switching capacity: 36G ➢ Packet forwarding rate: 26.78Mpps ➢ MAC address table: 16K

	<ul style="list-style-type: none"> ➤ VLAN Support: 4K ➤ Buffer: 12M ➤ Forwarding delay: <10us ➤ MDX/MIDX: Support ➤ Flow control: Support ➤ Jumbo Frame: Support 10Kbytes ➤ Spanning Tree: Support STP/RSTP/MSTP ➤ Ring Protocol: Support ERPS ➤ Link Aggregation: Support 12 group ➤ Multicast Support: IGMP Snooping ➤ Port Mirroring: Support ➤ Storm Control: Support ➤ Interface Counters: Support ➤ QINQ: Support ➤ 802.1X: Support ➤ MAC Authentication: Support ➤ Port Isolation: Support ➤ RMON: Support ➤ NTP Client: Support ➤ DHCP CLIENT: Support ➤ DHCP snooping: Support ➤ Ping/tracert test: Support ➤ Dying gasp: Support ➤ DDM: Support
• Convergence	<ul style="list-style-type: none"> ➤ ACL: Support ACL 500 Support IP standard ACL Support MAC expand ACL Support IP expand ACL ➤ QoS: Support QoS re-marking, priority mapping Support SP, WRR queue scheduling Support egress rate-limited, egress rate-limit Support Policy-based QoS
• Management	<ul style="list-style-type: none"> ➤ CLI: Support ➤ Console: Support ➤ Management IP: Support IPv4/IPv6 ➤ Telnet/SSH: Support ➤ WEB management: Support ➤ SNMP Support: SNMPv1/v2c/v3 ➤ User Management: Support ➤ System Log: Support ➤ Configuration File Download/Upload: Support ➤ Upgrade Firmware: Support
• Environment	<ul style="list-style-type: none"> ➤ Operating temperature: -40°C~+75°C The device is tested for 4 hours at temperatures in 85°C ➤ Storage temperature: -40°C~+85°C ➤ Relative humidity: 5%~95% (non-condensing) ➤ Thermal methods: Fanless, natural cooling ➤ MTBF: 100,000 hours
• Mechanical Dimensions	<ul style="list-style-type: none"> ➤ Product size: 48X104X143mm ➤ Installation Method: DIN-rail

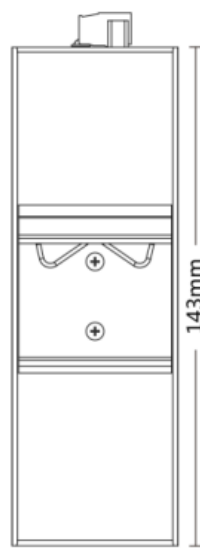
	<ul style="list-style-type: none"> ➤ Weight: 0.58KG
<ul style="list-style-type: none"> • EMC&INGRESS PROTECTION 	<ul style="list-style-type: none"> ➤ IP Level: IP40 ➤ Surge protection of Power: IEC 61000-4-5 Level X (6KV/6KV) (8/20us) ➤ Surge protection of Ethernet port: IEC 61000-4-5 Level 4 (4KV/4KV) (10/700us) ➤ RS: IEC 61000-4-3 Level 3 (10V/m) ➤ EF:I IEC 61000-4-4 Level 3 (1V/2V) ➤ CS: IEC 61000-4-6 Level 3 (10V/m) ➤ PFMF: IEC 61000-4-8 Level 4 (30A/m) ➤ DIP: IEC 61000-4-11 Level 3 (10V) ➤ ESD: IEC 61000-4-2 Level 4 (8K/15K) ➤ Free fall: 0.5m
<ul style="list-style-type: none"> • Transmission Distance 	<ul style="list-style-type: none"> ➤ 10BASE-T : Cat3,4,5 UTP(≤250 meter) ➤ 100BASE-TX : Cat5 or later UTP(150 meter) ➤ 1000BASE-TX : Cat6 or later UTP(150 meter) ➤ 1000BASE-SX:62.5μm/50μm MMF(2m~550m) ➤ 1000BASE-LX:62.5μm/50μm MM(2m~550m) or 10μm SMF(2m~5000m)
<ul style="list-style-type: none"> • Authentication 	<ul style="list-style-type: none"> ➤ CCC/CE/FCC/RoHS
<ul style="list-style-type: none"> • Accessories 	<ul style="list-style-type: none"> ➤ Device, Terminals, Specification, Certificate ➤ Adapter(optional)
<ul style="list-style-type: none"> • Optional model 	<ul style="list-style-type: none"> ➤ 4*1000Mbps SFP Ports, ➤ 8*10/100/1000M RJ45 Ports with POE RJ45 Port, PoE & ➤ PoE+, 1-2 Port support++



Front view



Side view



Back view



Bottom view



Top view