



## Features:

- Ports: Provide 4\*10/100/1000Mbps PoE ports with 2 1000Mbps SFP
- PoE Standard: IEEE802.3af/at Power over Ethernet (PoE) Compliant
- Self-adaption: RJ45 port supports 10/100/1000Mbps Auto MDI/MDIX
- Industrial Installation: Din Rail mounting installation
- Wide Application: Designed for Railway, traffic etc some Industrial environment
- Surge protection: Protect the device from lighting surges and others electrical hazards
- Managed: Support remote web managed,VLAN and storm control and IPV6 management etc.
- Working Temperature: -40 to 85 degrees operating temperature
- Considerate Design: IP40 Industrial design with dual power input
- Easy to use: Plug and play, No configuration required

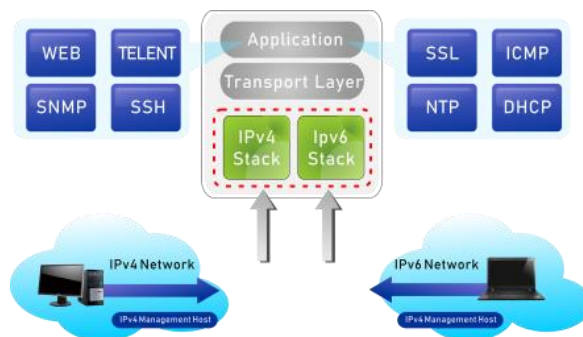
## Environmentally Hardened Design

With the **IP40** metal industrial case which provides a high level of immunity against electromagnetic interference and heavy electrical surges,Being able to operate under the temperature range from **-40 to 85 degrees C**, the ITT-SW4249 can be placed in almost any difficult environment.



## Cost-effective IPv6 Managed Gigabit PoE Switch Solution

With layer 2+ managed Gigabit PoE Switch, It provides IPv6/IPv4 management and built-in L2/L4 Gigabit Switching engine, and supports high-speed transmission of surveillance images and videos.




## Surge Protection Design

provides contact discharge of ±8KV DC and air discharge of ±15KV DC for Ethernet ESD protection. It also supports ±6KV surge immunity to improve product stability and protects users' networks from devastating ESD attacks, making sure the flow of operation does not fluctuate.

### Gigabit SFP Uplink Port

With two SFP module slot available, the SFP uplink port is ideal for connecting the switch to the network's backbone, providing more than enough bandwidth and stability for ultra high speed data transferring, Beside the SFP can transmitte the date with Max 100Km distance with more economic solution



### Technical Parameters:

<b>Model</b>	<b>IES7511-4PGE2GF-DC</b>	
<b>Hardware Specifications</b>		
Connector	4 10/100/1000BASE-T RJ45 auto MDI/MDIX ports 2 1000 Base-X SFP Slots 1 Console port	
PoE Port	4 10/100/1000Mbps POE PSE port	
LED Display	Power Indicator: PWR(green).Network Indicator: Link(yellow) PoE Working Indicator: PoE(green)	
Thermal Fan	Fanless Design	
Installation	Din Rail	
Switch Architecture	Store and Forward	
Transmission model	IEEE802.3X full-duplex and Backpressure half-duplex	
Switch Performance	Backplane bandwidth	32Gbps
	Packet forwarding rate	12.91Mpps
	MAC address	8k

Power requirement	DC 44V~56V
ESD Protection	6KV ESD
Dimension(WxDxH)	48mm x 110mm x 150mm(1.89in x 4.33in x 5.91in)
Weight	1kg

#### Power over Ethernet (PoE) Specifications

	IEEE802.3i 10 BASE-T
	IEEE802.3u 100 BASE-TX
	IEEE802.3ab 1000BASE-T
Network standard	IEEE802.3x Flow Control
	IEEE802.3af Power over Ethernet
	IEEE802.3at Power over Ethernet
	IEEE802.3az EEE

PoE Standard	IEEE 802.3af Power over Ethernet/PSE
	IEEE 802.3at Power over Ethernet Plus/PSE

PoE Supply Type	1/2(+), 3/6(-) End-span
-----------------	-------------------------

PoE Power Output	Per Port 52V DC, 300mA. max. 15.4 watts (IEEE 802.3af)
	Per Port 52V DC, 600mA. max. 30 watts (IEEE 802.3at)

PoE Power budget	120W optional
------------------	---------------

#### Layer 2 Functions

Port Mirroring	TX / RX / both Many-to-1 monitor
----------------	----------------------------------

Vlan	802.1Q tagged-based VLAN Up to 256 VLAN groups, out of 4094 VLAN IDs 802.1ad Q-in-Q tunneling Voice VLAN;Protocol VLAN;Private VLAN (Protected port),GVRP
------	--

Link Aggregation	IEEE 802.3ad LACP and static trunk Supports 8 groups of 8-port trunk
------------------	---

Spanning Tree Protocol	STP, IEEE 802.1D Spanning Tree Protocol RSTP, IEEE 802.1w Rapid Spanning Tree Protocol MSTP, IEEE 802.1s Multiple Spanning Tree Protocol
------------------------	--

IGMP Snooping	IGMP (v2/v3) snooping IGMP querier Up to 256 multicast groups
---------------	---

MLD Snooping	MLD (v1/v2) snooping, up to 256 multicast groups
--------------	--

Access Control List	IPv4/IPv6 IP-based ACL / MAC-based ACL
---------------------	--

PoE Management	Open or close port
----------------	--------------------

Standard POE scheduling management Power and current display  
 Automatic restarting function of equipment dead machine Timing  
 Support IP bindings restarting

**QoS**  
 8 mapping ID to 8 level priority queues  
 --- Port number  
 --- 802.1p priority  
 --- 802.1Q VLAN tag  
 --- DSCP field in IP packet  
 Traffic classification based, strict priority and WRR

**Security**  
 IEEE 802.1X port-based authentication  
 Built-in RADIUS client to co-operate with RADIUS server  
 RADIUS / TACACS+ user access authentication  
 IP-MAC port binding  
 MAC filtering  
 Static MAC address  
 DHCP Snooping and DHCP Option82  
 STP BPDU guard, BPDU filtering and BPDU forwarding  
 DoS attack prevention  
 ARP inspection  
 IP source guard

**Management Function**

**Basic Management Interfaces** Web browser / Telnet / SNMP v1, v2c, V3  
 Firmware upgrade by HTTP / TFTP protocol through Ethernet network  
 Remote / Local Syslog, System log, LLDP protocol, SNTTP

**Secure Management Interfaces** SSH, SSL, SNMP

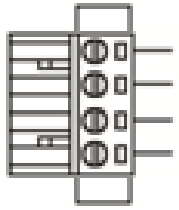
**SNMP MIBs**  
 RFC 1213 MIB-II  
 RFC 1215 Generic Traps  
 RFC 1493 Bridge MIB  
 RFC 2674 Bridge MIB Extensions  
 RFC 2737 Entity MIB (Version 2)  
 RFC 2819 RMON (1, 2, 3, 9)  
 RFC 2863 Interface Group MIB  
 RFC 3635 Ethernet-like MIB

**Environment**

**Safety** FCC Part15 Class A, CE, RoHs

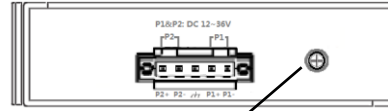
**Environment specification**  
 Operating temperature: -40°C~85°C, operating humidity: 5%~95%  
 Storage temperature: -40°C~85°C, storage humidity: 5%~95%

## Power Terminal

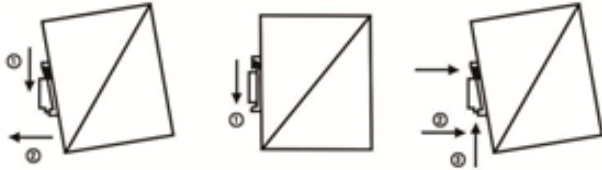


- ◆ 4-pin 3.81mm-spacing plug-in terminal
- ◆ 44V-56VDC wide voltage input
- ◆ P1&P2 dual power input
- ◆ Reverse protection

## Earth Protection

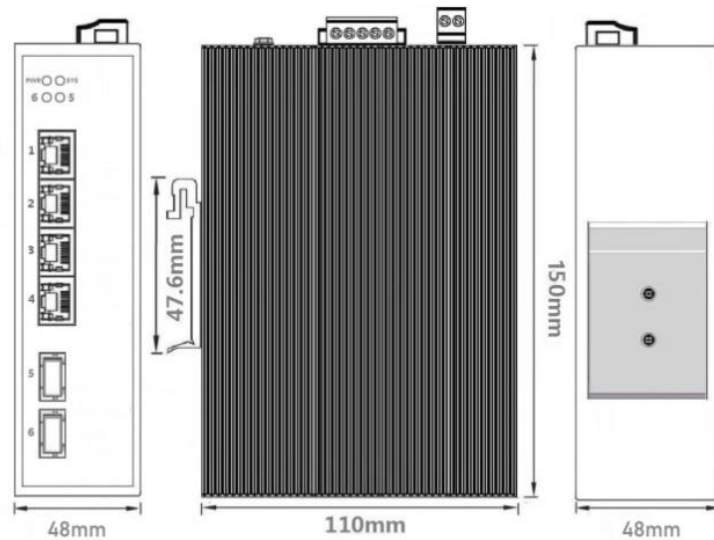


Ground terminal or screw



Din-Rail

## Mechanical Drawing



## Applications

