

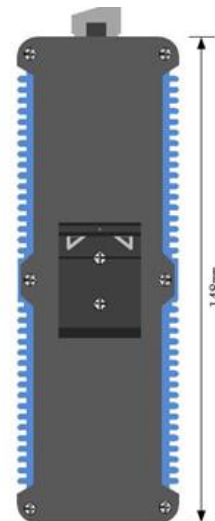


Web Managed Industrial PoE Ethernet Switch 8 ETH (10/100/1000) + 2 SFP (1.25G)

P/N : [ITT-SW3976](#)



The ITT-8GE2GF-I-TY-POE series are L2 full gigabit industrial Ethernet switches providing 8*10/100/1000Base-Tx Ethernet ports and 2*1000Base-X optical port. It supports abundant L2 features such as VLAN, RSTP, supports easy embedded Web management and third-party SNMP management. S2106 has industrial metal case with IP30 protection class and meet EMC level 3 industrial requirements. It provides DIN rail mounting design and supports wide operating temperature range of -40 to the +75°C. These features make the product ideal for cost-effective applications that require high-reliability transmission, such as video surveillance, tolling systems, ITS, and factory automation.

- 8*10/100/1000Base-T (RJ45) + 2*1000Base-X (SFP)
- 802.1Q VLAN, port VLAN
- Port rate limiting with 8Kbps step
- Broadcast/multicast/DLF storm control
- IEEE802.1w RSTP
- WEB management, SNMP V1/V2c/V3
- Optional POE, IEEE 802.3.af/at standard
- Dual DC power supply
- Level 3 EMC protection
- IP40 metal case
- Fanless design
- Working Temperature: -40°C~+85°C



SERVICES:
Guaranteed Warranty



Web Managed Industrial PoE Ethernet Switch

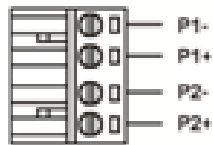
Network Standards	IEEE 802.3 10Base-T IEEE 802.3u 100Base-T IEEE 802.3ab 1000Base-T IEEE 802.3z 1000Base-X
Certifications	CCC, CE, FCC, RoHS
Switch Technical	<ul style="list-style-type: none"> ➤ MTU: 9K bytes ➤ MAC table: 4K ➤ Packet forwarding rate: 8.928Mpps ➤ VLAN: port VLAN , 802.1Q ➤ VLAN range:4K ➤ VLAN port type: Access/Trunk/Hybrid ➤ Port rate limiting : 0~1G, 8Kbps step ➤ RSTP: IEEE802.1w ➤ Storm Control: Broadcast/multicast/DLF
Interface	<ul style="list-style-type: none"> ➤ Optical port: 2 1000Base-X (SFP) ➤ Ethernet port: 8 10/100/1000Base-T (RJ45, POE optional)
LED indicator	<ul style="list-style-type: none"> ➤ Power: PWR ➤ Ethernet port: RJ45(Link&ACT), Fiber(Link&ACT)
MTBF	360,000 hrs
Machinery Standard	<ul style="list-style-type: none"> ➤ Management mode: WEB, SNMP ➤ Configuration management: backup and restore ➤ User management: password modification ➤ Upgrade management: via WEB ➤ Maintenance: DDM, port traffic statistics, dying gasp
Power	<ul style="list-style-type: none"> ➤ Power Terminal: 4-pin 5.08mm-spacing plug-in terminal block ➤ Full load power consumption: < 6W ➤ Overload Protection: Support ➤ Reverse Connection Protection: Support Redundancy Protection: Support
Physical	<ul style="list-style-type: none"> ➤ Housing: Metal, fanless ➤ Protection class: IP30 ➤ Dimensions: 49mm x 148mm x109mm(W×H×D) ➤ Weight: 0.65kg ➤ Mounting: DIN-Rail
Environment	<ul style="list-style-type: none"> ➤ Operating Temperature: -30 to 75°C ➤ Storage Temperature: -45 to 85°C ➤ Ambient Relative Humidity: 5 to 95% (non-condensing)

SERVICES:
Guaranteed Warranty



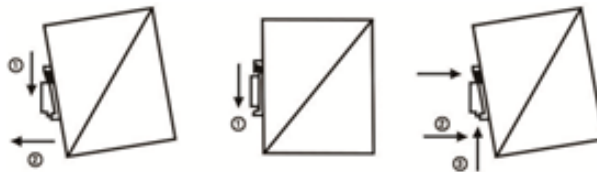
Industrial Standard	<ul style="list-style-type: none"> ➤ EMI: ➤ FCC CFR47 Part 15, EN55022/CISPR22, Class A ➤ EMS: ➤ IEC61000-4-2 (ESD): level 4 ➤ IEC61000-4-3 (RS): level 3 ➤ IEC61000-4-4 (EFT): level 4 ➤ IEC61000-4-5 (Surge): level 4 ➤ IEC61000-4-6 (CS): level 3 ➤ IEC61000-4-16 (Common mode conduction): level 3
Product model	ITT-8GE2GF-I-TY-DC
Product descriptions	8*10/100/1000Base-T (RJ45) + 2*1000Base-X (SFP not include SFP module) industrial L2 Ethernet Switch, WEB management Din-Rail 12-36VDC power input dual power supply

Power Terminal

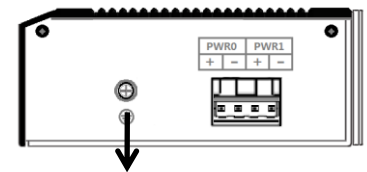


- 4pin 5.08mm-spacing plug-in terminal
- 12V-36VDC wide voltage input
- P1&P2 dual power input
- Reverse protection

Din-Rail



Earth Protection



Ground screw

Wall mounting



SERVICES:
Guaranteed Warranty

