

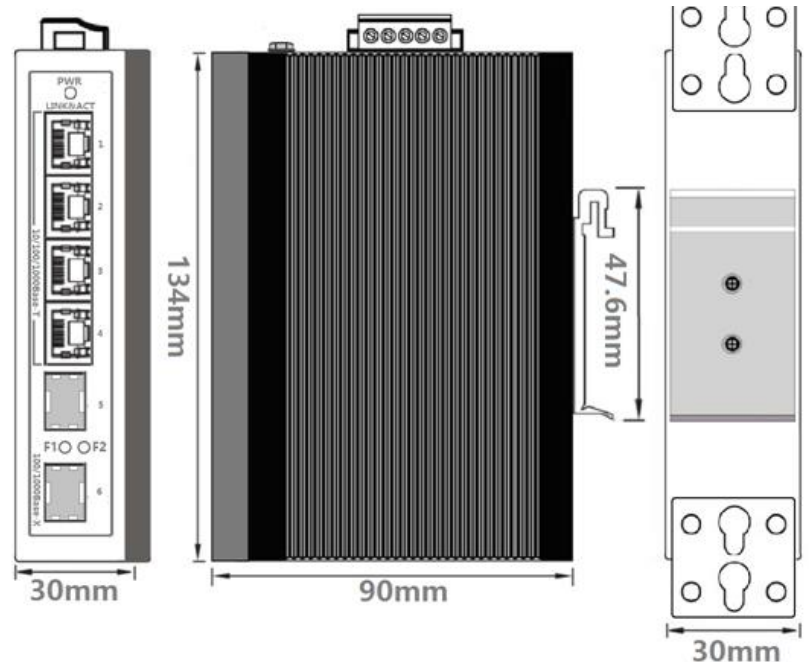
## UmManaged Industrial Ethernet Switch 4 ETH (10/100/1000) 2 SFP (1.25G)

P/N : [ITT-SW3945](#)



- 12-36VDC wide voltage range power inputs
- As low as 4 watts load power consumption
- -40 to 85°C operating temperature range
- IP40 protection class with metal housing
- Fanless design
- Level 4 EMC Protection

The ITT-4GE2GF-I-DC provides 4\*10/100/1000Base-T Ethernet ports and 2\*1000Base-X fiber ports. All models are with IP40 protection class and meet EMC industrial level 4 requirements. It provides 12-36 VDC wide voltage range power inputs, DIN rail mounting, wide operating temperature range of -40 to the +85°C. In addition to its compact size for space-saving installation, each product has passed a 100% burn-in test in 85°C to ensure its quality. All of these features make the product ideal for applications that require high-reliability transmission , such as video surveillance, tolling systems, ITS, and factory automation.



SERVICES:  
Guaranteed Warranty



Website: [ittelecom.co](http://ittelecom.co)  
 Skype: [ittelecomco](https://www.skype.com/en/contacts/ittelecomco)  
 Email: [mailto:sale@ittelecom.co](mailto:mailto:sale@ittelecom.co)

# UnManaged Industrial Ethernet Switch



Network Standards	IEEE 802.3 10Base-T IEEE 802.3u 100Base-Tx IEEE 802.3ab 1000Base-T IEEE 802.3z 1000Base-X
Certifications	CCC, CE, FCC, RoHS
Switch Technical	<ul style="list-style-type: none"><li>➤ MAC Table: 16K</li><li>➤ Packet Buffer: 2M</li><li>➤ Packet Forwarding Rate: 8.928Mpps</li><li>➤ Switching Delay: &lt;5us</li></ul>
Interface	<ul style="list-style-type: none"><li>➤ Optical Ports: 2 1000Base-X (SFP)</li><li>➤ Electrical Ports: 4 10/100/1000Base-Tx (RJ45)</li></ul>
LED indicator	<ul style="list-style-type: none"><li>➤ Power LED: PWR</li><li>➤ Interface LED: RJ45(Link&amp;ACT) , Fiber(Link&amp;ACT)</li></ul>
MTBF	360,000 hrs
Machinery Standard	<ul style="list-style-type: none"><li>➤ IEC60068-2-6 (Vibration)</li><li>➤ IEC60068-2-27 (Shock)</li><li>➤ IEC60068-2-32 (Free Fall)</li></ul>
Power	<ul style="list-style-type: none"><li>➤ Power Terminal: 5-pin 3.81mm-spacing plug-in terminal block</li><li>➤ Full load power consumption: &lt; 4W</li><li>➤ Overload Protection: Support</li><li>➤ Reverse Connection Protection: Support Redundancy Protection: Support</li></ul>
Physical	<ul style="list-style-type: none"><li>➤ Housing: Metal, fanless</li><li>➤ Protection Class: IP40</li><li>➤ Dimensions : 30mm x 134mm x 90mm(W×H×D)</li><li>➤ Weight: 0.50kg</li><li>➤ Mounting: DIN-Rail or Panel mounting</li></ul>
Environment	<ul style="list-style-type: none"><li>➤ Operating Temperature: -40 to 85°C</li><li>➤ Storage Temperature: -45 to 85°C</li><li>➤ Ambient Relative Humidity: 5 to 95% (non-condensing)</li></ul>

SERVICES:  
Guaranteed Warranty



Website: [ittelecom.co](http://ittelecom.co)  
Skype: [ittelecomco](https://www.skype.com/en/contacts/ittelecomco)  
Email: [mailto:sale@ittelecom.co](mailto:mailto:sale@ittelecom.co)

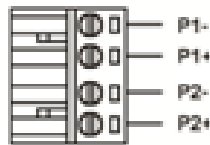
<https://ittelecom.co/shop/>



Industrial Standard	<ul style="list-style-type: none"> <li>➤ EMI:</li> <li>➤ FCC CFR47 Part 15, EN55022/CISPR22, Class A</li> <li>➤ EMS:</li> <li>➤ IEC61000-4-2 (ESD): ±8kV (contact), ±15kV (air)</li> <li>➤ IEC61000-4-3 (RS): 10V/m (80MHz-2GHz)</li> <li>➤ IEC61000-4-4 (EFT): Power Port: ±4kV; Data Port: ±2kV</li> <li>➤ IEC61000-4-5 (Surge): Power Port: ±2kV/DM, ±4kV/CM; Data Port: ±2kV</li> <li>➤ IEC61000-4-6 (CS): 3V (10kHz-150kHz); 10V (150kHz-80MHz)</li> <li>➤ IEC61000-4-16 (Common mode conduction): 30V (cont.), 300V (1s)</li> </ul>
---------------------	---

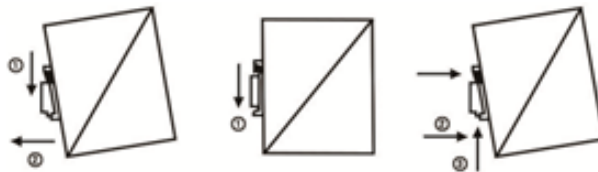
Product model	ITT-4GE2GF-I-DC
Product descriptions	4*10/100/1000Base-TX+2*1000Base-X(SFP), Unmanaged Industrial Ethernet Switch, Din-Rail and Wall mounted installation, 12-36VDC power input .

### Power Terminal

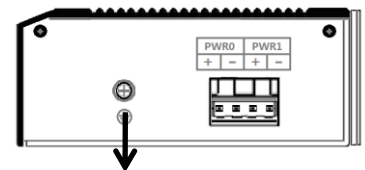


- 5-pin 3.81mm-spacing plug-in terminal
- 12V-36VDC wide voltage input
- P1&P2 dual power input
- Reverse protection

### Din-Rail



### Earth Protection



Ground screw

### Wall mounting



SERVICES:  
Guaranteed Warranty

