

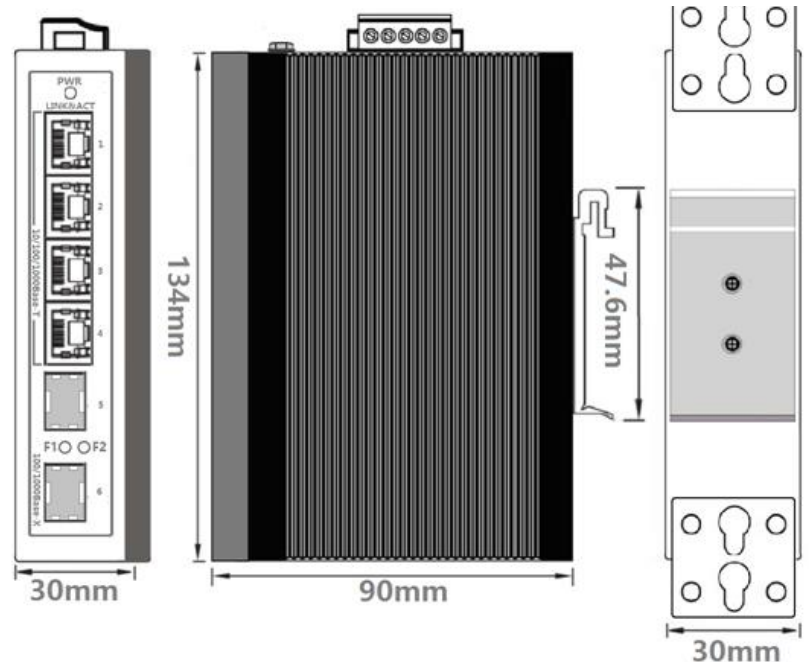
UmManaged Industrial Ethernet Switch 4 ETH (10/100/1000) 2 SFP (1.25G)

P/N : [ITT-SW3945](#)



- 12-36VDC wide voltage range power inputs
- As low as 4 watts load power consumption
- -40 to 85°C operating temperature range
- IP40 protection class with metal housing
- Fanless design
- Level 4 EMC Protection

The ITT-SW3945 provides 4*10/100/1000Base-T Ethernet ports and 2*1000Base-X fiber ports. All models are with IP40 protection class and meet EMC industrial level 4 requirements. It provides 12-36 VDC wide voltage range power inputs, DIN rail mounting, wide operating temperature range of -40 to the +85°C. In addition to its compact size for space-saving installation, each product has passed a 100% burn-in test in 85°C to ensure its quality. All of these features make the product ideal for applications that require high-reliability transmission, such as video surveillance, tolling systems, ITS, and factory automation.



SERVICES:
Guaranteed Warranty



UnManaged Industrial Ethernet Switch

| | |
|--------------------|---|
| Network Standards | IEEE 802.3 10Base-T IEEE 802.3u 100Base-Tx IEEE 802.3ab 1000Base-T IEEE 802.3z 1000Base-X |
| Certifications | CCC, CE, FCC, RoHS |
| Switch Technical | <ul style="list-style-type: none">➤ MAC Table: 16K➤ Packet Buffer: 2M➤ Packet Forwarding Rate: 8.928Mpps➤ Switching Delay: <5us |
| Interface | <ul style="list-style-type: none">➤ Optical Ports: 2 1000Base-X (SFP)➤ Electrical Ports: 4 10/100/1000Base-Tx (RJ45) |
| LED indicator | <ul style="list-style-type: none">➤ Power LED: PWR➤ Interface LED: RJ45(Link&ACT) , Fiber(Link&ACT) |
| MTBF | 360,000 hrs |
| Machinery Standard | <ul style="list-style-type: none">➤ IEC60068-2-6 (Vibration)➤ IEC60068-2-27 (Shock)➤ IEC60068-2-32 (Free Fall) |
| Power | <ul style="list-style-type: none">➤ Power Terminal: 5-pin 3.81mm-spacing plug-in terminal block➤ Full load power consumption: < 4W➤ Overload Protection: Support➤ Reverse Connection Protection: Support Redundancy Protection: Support |
| Physical | <ul style="list-style-type: none">➤ Housing: Metal, fanless➤ Protection Class: IP40➤ Dimensions : 30mm x 134mm x 90mm(W×H×D)➤ Weight: 0.50kg➤ Mounting: DIN-Rail or Panel mounting |
| Environment | <ul style="list-style-type: none">➤ Operating Temperature: -40 to 85°C➤ Storage Temperature: -45 to 85°C➤ Ambient Relative Humidity: 5 to 95% (non-condensing) |

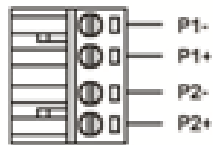
SERVICES:
Guaranteed Warranty



| | |
|---------------------|---|
| Industrial Standard | <ul style="list-style-type: none"> ➤ EMI: ➤ FCC CFR47 Part 15, EN55022/CISPR22, Class A ➤ EMS: ➤ IEC61000-4-2 (ESD): ±8kV (contact), ±15kV (air) ➤ IEC61000-4-3 (RS): 10V/m (80MHz-2GHz) ➤ IEC61000-4-4 (EFT): Power Port: ±4kV; Data Port: ±2kV ➤ IEC61000-4-5 (Surge): Power Port: ±2kV/DM, ±4kV/CM; Data Port: ±2kV ➤ IEC61000-4-6 (CS): 3V (10kHz-150kHz); 10V (150kHz-80MHz) ➤ IEC61000-4-16 (Common mode conduction): 30V (cont.), 300V (1s) |
|---------------------|---|

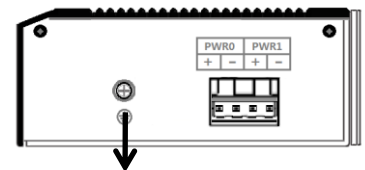
| | |
|----------------------|---|
| Product model | ITT-SW3945 |
| Product descriptions | 4*10/100/1000Base-TX+2*1000Base-X(SFP), Unmanaged Industrial Ethernet Switch, Din-Rail and Wall mounted installation, 12-36VDC power input . |

Power Terminal



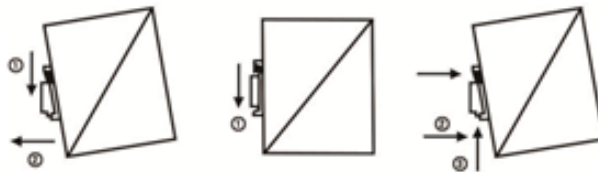
- 5-pin 3.81mm-spacing plug-in terminal
- 12V-36VDC wide voltage input
- P1&P2 dual power input
- Reverse protection

Earth Protection



Ground screw

Din-Rail



Wall mounting



SERVICES:
Guaranteed Warranty

