

## Unmanaged Industrial Ethernet Switch



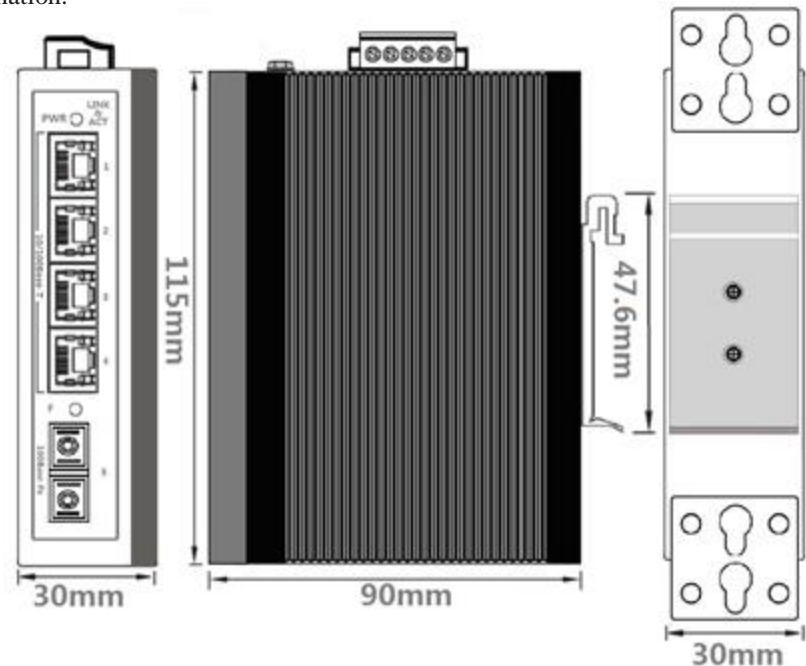
P/N : [ITT-SW3911](#)



- 12-36VDC wide voltage range power inputs
- As low as 2 watts load power consumption
- -40 to 85°C operating temperature range
- IP40 protection class with metal housing
- Fanless design
- Level 4 EMC Protection

The ITT-SW3911 provides 4\*electrical Fast Ethernet ports and 1\*optical Fast Ethernet port. All models are with IP40 protection class and meet EMC industrial level 4 requirements. It provides 12-36 VDC wide voltage range power inputs, DIN rail mounting, wide operating temperature range of -40 to the +85°C. In addition to its compact size for space-saving installation, each product has passed a 100% burn-in test in 85°C to ensure its quality.

All of these features make the product ideal for applications that require high-reliability transmission , such as video surveillance, tolling systems, ITS, and factory automation.



SERVICES:  
Guaranteed Warranty



Website: [ittelecom.co](http://ittelecom.co)  
 Skype: [ittelecomco](https://www.skype.com/join/ittelecomco)  
 Email: [mailto:sale@ittelecom.co](mailto:mailto:sale@ittelecom.co)

# Unmanaged Industrial Ethernet Switch

Standards	IEEE 802.3 10Base-T IEEE 802.3u 100Base-Tx 100Base-Fx
Certifications	CCC, CE, FCC, RoHS
Switch Properties	<ul style="list-style-type: none"><li>➤ MAC Table: 1K</li><li>➤ Packet Buffer: 448K</li><li>➤ Packet Forwarding Rate: 0.744Mpps</li><li>➤ Switching Delay: &lt;5us</li></ul>
Interface	<ul style="list-style-type: none"><li>➤ Optical Ports: 1*100Base-Fx (FC/SC/ST optional)</li><li>➤ Electrical Ports: 4*10/100Base-Tx (RJ45)</li></ul>
LED indicator	<ul style="list-style-type: none"><li>➤ Power LED: PWR</li><li>➤ Interface LED: RJ45 (Link&amp;ACT)</li><li>➤ Fiber: F (Link&amp;ACT)</li></ul>
MTBF	360,000 hrs
Power	<ul style="list-style-type: none"><li>➤ Power Terminal: 5-pin 3.81mm-spacing plug-in terminal block</li><li>➤ Full load power consumption: &lt; 2W</li><li>➤ Overload Protection: Support</li><li>➤ Reverse Connection Protection: Support Redundancy Protection: Support</li></ul>
Physical Characteristics	<ul style="list-style-type: none"><li>➤ Housing: Metal, fanless</li><li>➤ Protection Class: IP40</li><li>➤ Dimensions : 30mm x 115mm x 90mm(W×H×D)</li><li>➤ Weight: 0.45kg</li><li>➤ Mounting: DIN-Rail or Panel mounting</li></ul>
Environmental Limits	<ul style="list-style-type: none"><li>➤ Operating Temperature: -40 to 85°C</li><li>➤ Storage Temperature: -45 to 85°C</li><li>➤ Ambient Relative Humidity: 5 to 95% (non-condensing)</li></ul>

SERVICES:  
Guaranteed Warranty



Website: [ittelecom.co](http://ittelecom.co)

Skype: [ittelecomco](https://www.skype.com/en/contacts/ittelecomco)

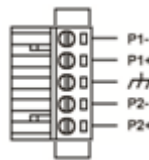
Email: [mailto:sale@ittelecom.co](mailto:mailto:sale@ittelecom.co)



Industrial Standard	<ul style="list-style-type: none"> <li>➤ EMI:</li> <li>➤ FCC CFR47 Part 15, EN55022/CISPR22, Class A</li> <li>➤ EMS:</li> <li>➤ IEC61000-4-2 (ESD): ±8kV (contact), ±15kV (air)</li> <li>➤ IEC61000-4-3 (RS): 10V/m (80MHz-2GHz)</li> <li>➤ IEC61000-4-4 (EFT): Power Port: ±4kV; Data Port: ±2kV</li> <li>➤ IEC61000-4-5 (Surge): Power Port: ±2kV/DM, ±4kV/CM; Data Port: ±2kV</li> <li>➤ IEC61000-4-6 (CS): 3V (10kHz-150kHz); 10V (150kHz-80MHz)</li> <li>➤ IEC61000-4-16 (Common mode conduction): 30V (cont.), 300V (1s)</li> <li>➤ Machinery:</li> <li>➤ IEC60068-2-6 (Vibration)</li> <li>➤ IEC60068-2-27 (Shock)</li> <li>➤ IEC60068-2-32 (Free Fall)</li> </ul>
---------------------	---

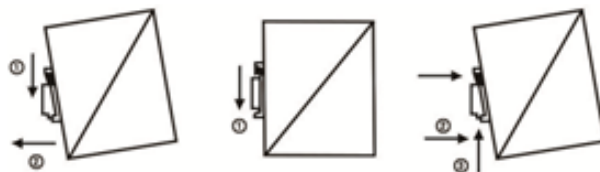
Product model	ITT-SW3911
Product descriptions	4*10/100Base-TX+1*100Base-F Unmanaged Industrial Ethernet Switch Din-Rail and Wall mounted installation 12-36VDC power input

### Power Terminal

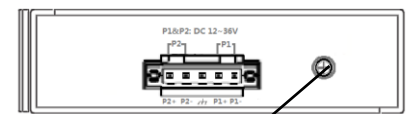


- 5-pin 3.81mm-spacing plug-in terminal
- 12V-36VDC wide voltage input
- P1&P2 dual power input
- Reverse protection

### Din-Rail



### Earth Protection



Ground terminal or screw

### Wall mounting



SERVICES:  
Guaranteed Warranty

