



4-Port 10/100/1000Mbps  
Industrial PoE Switch  
With 1 Gigabit RJ45 and SFP



ITR-ISWP-5G-1S



Key Features:

**Ports:** Provide 4\*10/100/1000Mbps PoE ports with 1\*1000Mbps Ethernet and 1.25Gbps SFP

**PoE Standard:** IEEE802.3af/at Power over Ethernet (PoE) Compliant

**Self-adaption:** RJ45 port supports 10/100/1000Mbps Auto MDI/MDIX

**Industrial Installation:** Din Rail mounting installation

**Wide Application:** Designed for Railway, traffic etc some Industrial environment

**Surge protection:** Protect the device from lighting surges and others electrical hazards

**Working Temperature:** -40 to 85 degrees operating temperature

**Considerate Design:** IP40 Industrial enclosure

**Easy to use:** Plug and play, No configuration required

Environmentally Hardened Design

With the **IP40** metal industrial case which provides a high level of immunity against electromagnetic interference and heavy electrical surges,Being able to operate under the temperature range from - **40 to 85 degrees C**, the IES7211-4GP1G1GF-DC can be placed in almost any difficult environment.



Dual Power input for High Availability Network

Featuring a strong dual power input system with wide-ranging voltages (12V~54V DC) incorporated into customer's automation network to enhance system reliability and uptime which make the installation more flexible and convenient.

Surge Protection Design

provides contact discharge of  $\pm 8KV$  DC and air discharge of  $\pm 15KV$  DC for Ethernet ESD protection. It also supports  $\pm 6KV$  surge immunity to improve product stability and protects users' networks from devastating ESD attacks, making sure the flow of operation does not fluctuate.



# ITT-ISWP-5G-1S

## 4-Port 10/100/1000Mbps Industrial PoE Switch with 1 Gigabit Uplink

### Technical Datasheet

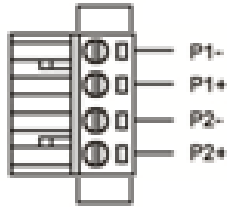
<b>Model</b>	<b>ITT-ISWP-5G-1S</b>
<b>Hardware Specifications</b>	
ports	5*10/100/1000BASE-T RJ45 auto-MDI/MDI-X ports 1*1.25Gbps SFP Slot
Connector	Removable 4-pin terminal block Pin 1/2 for Power 1; Pin 3/4 for Power 2
LED Display	Power Indicator: PWR(green).Network Indicator: Link(yellow) SFP: Green
Power requirements	12~54V DC
Power Consumption	Less than 5 Watts
Power Connector	Removable 4-pin terminal block,Pin 1/2 for Power 1; Pin 3/4 for Power 2
Installation	DIN-rail kit and wall-mount kit
Switch Performance	Backplane bandwidth 20Gbps
	Packet forwarding rate 8.93Mpps
	MAC address 4k
	Flow control Back pressure for half duple. IEEE 802.3x pause frame for full duplex
Enclosure	IP40 Metal case
ESD Protection	6KV ESD
Dimension(W x D x H)	30mm*95mm *125mm
Weight	0.95Kg
<b>Power over Ethernet (PoE) Specifications</b>	
Network standard	IEEE802.3i 10 BASE-T
	IEEE802.3u 100 BASE-TX
	IEEE802.3ab 1000BASE-T
	IEEE802.3x Flow Control
	IEEE802.3af Power over Ethernet
	IEEE802.3at Power over Ethernet
	IEEE802.3az EEE
PoE Standard	IEEE 802.3af Power over Ethernet/PSE
	IEEE 802.3at Power over Ethernet Plus/PSE
PoE Supply Type	1/2(+), 3/6(-) End-span
PoE Power Output	Per Port 52V DC, 300mA. max. 15.4 watts (IEEE 802.3af)
	Per Port 52V DC, 600mA. max. 30 watts (IEEE 802.3at)
PoE Power budget	65/120W Optional
<b>Environment</b>	
Environment specification	Operating temperature: -40℃~85℃, operating humidity: 5%~95%
	Storage temperature: -40℃~85℃, storage humidity: 5%~95%
Warranty	5 Years

# ITT-ISWP-5G-1S

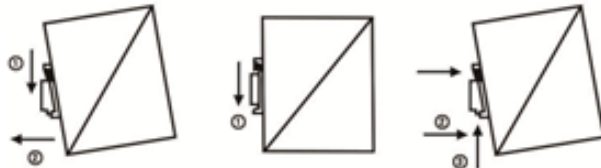
4-Port 10/100/1000Mbps Industrial PoE Switch with 1 Gigabit Uplink

## Installation Models

### Power Terminal

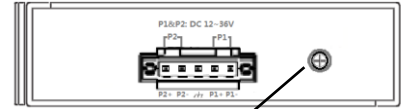


- ◆ 4-pin 3.81mm-spacing plug-in terminal
- ◆ 12V-54VDC wide voltage input
- ◆ P1&P2 dual power input
- ◆ Reverse protection



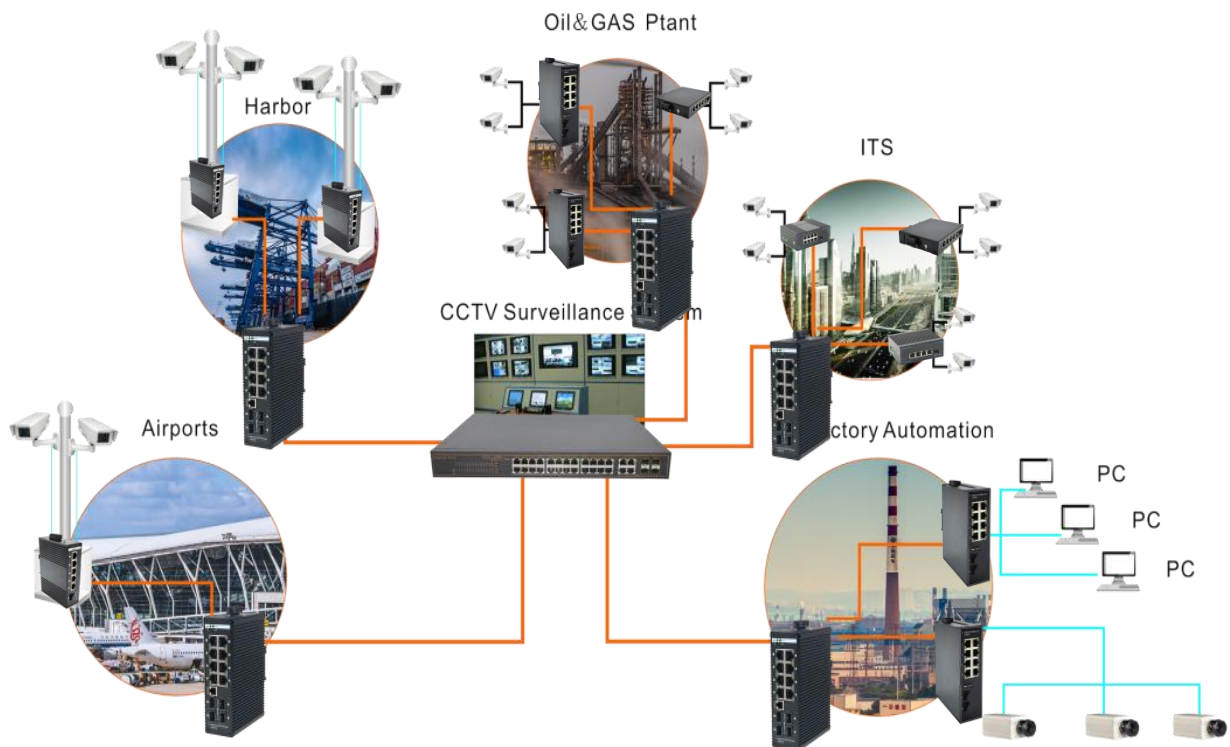
Din-Rail

### Earth Protection



Ground terminal or screw

## Applications



### Ordering Information

ITT-ISWP-5G-1S

4 Ports 10/100/1000Mbps Industrial PoE Switch With 1 Ethernet and 1 SFP uplink, Din rail supported. Adaptor excluded