

Unmanaged Industrial Ethernet Switch 4FE 1FX

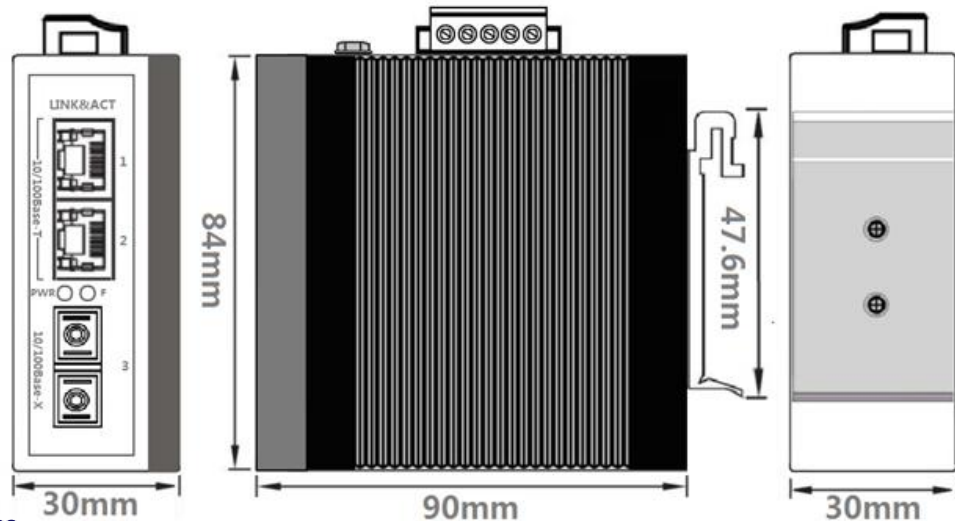
P/N : [ITT-ISW-2G1S](#)



- 12-36VDC wide voltage range power inputs
- As low as 2 watts load power consumption
- -40 to 85°C operating temperature range
- IP40 protection class with metal housing
- Fanless design
- Level 4 EMC Protection

The ITT-SW3905 provides 2*electrical Fast Ethernet ports and 1*optical Fast Ethernet port. All models are with IP40 protection class and meet EMC industrial level 4 requirements. It provides 12-36 VDC wide voltage range power inputs, DIN rail mounting, wide operating temperature range of -40 to the +85°C. In addition to its compact size for space-saving installation, each product has passed a 100% burn-in test in 85°C to ensure its quality.

All of these features make the product ideal for applications that require high-reliability transmission, such as video surveillance, tolling systems, ITS, and factory automation.



SERVICES:
Guaranteed Warranty



Unmanaged Industrial Ethernet Switch

Standards	IEEE 802.3 10Base-T IEEE 802.3u 100Base-Tx 100Base-Fx
Certifications	CCC, CE, FCC, RoHS
Switch Properties	<ul style="list-style-type: none">➤ MAC Table: 1K➤ Packet Buffer: 448K➤ Packet Forwarding Rate: 0.4464Mpps➤ Switching Delay: <5us
Interface	<ul style="list-style-type: none">➤ Optical Ports: 1*100Base-Fx (FC/SC/ST optional)➤ Electrical Ports: 2*10/100Base-Tx (RJ45)
LED indicator	<ul style="list-style-type: none">➤ Power LED: P1 P2➤ Interface LED: RJ45 (Link&ACT)➤ Fiber: F (Link&ACT)
MTBF	360,000 hrs
Power	<ul style="list-style-type: none">➤ Power Terminal: 5-pin 3.81mm-spacing plug-in terminal block➤ Full load power consumption: < 2W➤ Overload Protection: Support➤ Reverse Connection Protection: Support Redundancy Protection: Support
Physical Characteristics	<ul style="list-style-type: none">➤ Housing: Metal, fanless➤ Protection Class: IP40➤ Dimensions : 30mmx84mmx90mm(W×H×D)➤ Weight: 0.35kg➤ Mounting: DIN-Rail or Panel mounting
Environmental Limits	<ul style="list-style-type: none">➤ Operating Temperature: -40 to 85°C➤ Storage Temperature: -45 to 85°C➤ Ambient Relative Humidity: 5 to 95% (non-condensing)

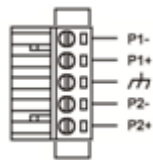
SERVICES:
Guaranteed Warranty



Industrial Standard	<ul style="list-style-type: none"> ➤ EMI: ➤ FCC CFR47 Part 15, EN55022/CISPR22, Class A ➤ EMS: ➤ IEC61000-4-2 (ESD): ±8kV (contact), ±15kV (air) ➤ IEC61000-4-3 (RS): 10V/m (80MHz-2GHz) ➤ IEC61000-4-4 (EFT): Power Port: ±4kV; Data Port: ±2kV ➤ IEC61000-4-5 (Surge): Power Port: ±2kV/DM, ±4kV/CM; Data Port: ±2kV ➤ IEC61000-4-6 (CS): 3V (10kHz-150kHz); 10V (150kHz-80MHz) ➤ IEC61000-4-16 (Common mode conduction): 30V (cont.), 300V (1s) ➤ Machinery: ➤ IEC60068-2-6 (Vibration) ➤ IEC60068-2-27 (Shock) ➤ IEC60068-2-32 (Free Fall)
---------------------	---

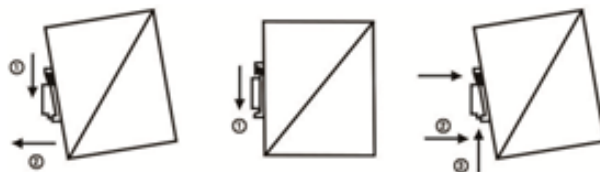
Product model	ITT-SW3905
Product descriptions	2*10/100Base-TX+1*100Base-X Unmanaged Industrial Ethernet Switch Din-Rail and Wall mounted installation 12-36VDC power input

Power Terminal

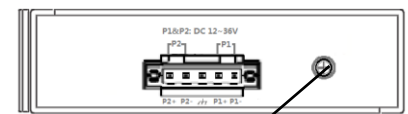


- 5-pin 3.81mm-spacing plug-in terminal
- 12V-36VDC wide voltage input
- P1&P2 dual power input
- Reverse protection

Din-Rail



Earth Protection



Ground terminal or screw

Wall mounting



SERVICES:
Guaranteed Warranty

