

## UmManaged Industrial Ethernet Switch 8 ETH 2 COMBO

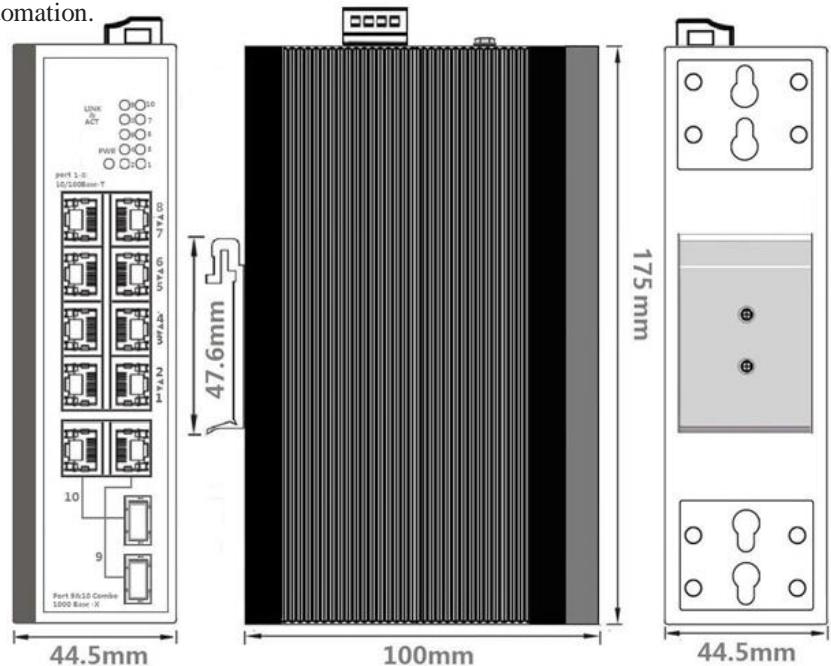
P/N : [ITT-SW3947](#)



- 12-36VDC wide voltage range power inputs
- As low as 6 watts load power consumption
- As big as 4M buffer
- -40 to 85°C operating temperature range
- IP40 protection class with metal housing
- Fanless design
- Level 4 EMC Protection

The ITT-SW3947 provides 8\*10/100Base-Tx Ethernet ports and 2\* 1000M gigabit Ethernet combo ports. All models are with IP40 protection class and meet EMC industrial level 4 requirements. It provides 12-36 VDC wide voltage range power inputs, DIN rail mounting, wide operating temperature range of -40 to the +85°C. In addition to its compact size for space-saving installation, each product has passed a 100% burn-in test in 85°C to ensure its quality.

All of these features make the product ideal for applications that require high-reliability transmission, such as video surveillance, tolling systems, ITS, and factory automation.



SERVICES:  
Guaranteed Warranty



Network Standards	IEEE 802.3 10Base-T IEEE 802.3u 100Base-Tx IEEE 802.3ab 1000Base-T IEEE 802.3z 1000Base-X
Certifications	CCC, CE, FCC, RoHS
Switch Technical	<ul style="list-style-type: none"> <li>➤ MAC Table: 16K</li> <li>➤ Packet Buffer: 4M</li> <li>➤ Packet Forwarding Rate: 4.166Mpps</li> <li>➤ Switching Delay: &lt;5us</li> </ul>
Interface	<ul style="list-style-type: none"> <li>➤ Optical Ports: 2 1000Base-X (SFP, combo)</li> <li>➤ Electrical Ports: 8 10/100Base-Tx (RJ45),</li> <li>➤ 2 10/100/1000Base-T (RJ45,combo)</li> </ul>
LED indicator	<ul style="list-style-type: none"> <li>➤ Power LED: PWR</li> <li>➤ Interface LED: RJ45(Link&amp;ACT) , Fiber(Link&amp;ACT)</li> </ul>
MTBF	360,000 hrs
Machinery Standard	<ul style="list-style-type: none"> <li>➤ IEC60068-2-6 (Vibration)</li> <li>➤ IEC60068-2-27 (Shock)</li> <li>➤ IEC60068-2-32 (Free Fall)</li> </ul>
Power	<ul style="list-style-type: none"> <li>➤ Power Terminal: 4-pin 5.08mm-spacing plug-in terminal block</li> <li>➤ Full load power consumption: &lt; 6W</li> <li>➤ Overload Protection: Support</li> <li>➤ Reverse Connection Protection: Support Redundancy Protection: Support</li> </ul>
Physical	<ul style="list-style-type: none"> <li>➤ Housing: Metal, fanless</li> <li>➤ Protection Class: IP40</li> <li>➤ Dimensions : 45mmx100mmx175mm(W×H×D)</li> <li>➤ Weight: 0.8kg</li> <li>➤ Mounting: DIN-Rail or Panel mounting</li> </ul>
Environment	<ul style="list-style-type: none"> <li>➤ Operating Temperature: -40 to 85°C</li> <li>➤ Storage Temperature: -45 to 85°C</li> <li>➤ Ambient Relative Humidity: 5 to 95% (non-condensing)</li> </ul>

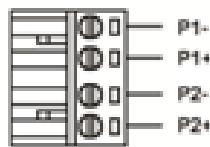
SERVICES:  
Guaranteed Warranty



Industrial Standard	<ul style="list-style-type: none"> <li>➤ EMI:</li> <li>➤ FCC CFR47 Part 15, EN55022/CISPR22, Class A</li> <li>➤ EMS:</li> <li>➤ IEC61000-4-2 (ESD): <math>\pm 8\text{kV}</math> (contact), <math>\pm 15\text{kV}</math> (air)</li> <li>➤ IEC61000-4-3 (RS): <math>10\text{V/m}</math> (80MHz-2GHz)</li> <li>➤ IEC61000-4-4 (EFT): Power Port: <math>\pm 4\text{kV}</math>; Data Port: <math>\pm 2\text{kV}</math></li> <li>➤ IEC61000-4-5 (Surge): Power Port: <math>\pm 2\text{kV/DM}</math>, <math>\pm 4\text{kV/CM}</math>; Data Port: <math>\pm 2\text{kV}</math></li> <li>➤ IEC61000-4-6 (CS): <math>3\text{V}</math> (10kHz-150kHz); <math>10\text{V}</math> (150kHz-80MHz)</li> <li>➤ IEC61000-4-16 (Common mode conduction): <math>30\text{V}</math> (cont.), <math>300\text{V}</math> (1s)</li> </ul>
---------------------	----------------------------------------------------------------------------------------------------------------------------------------------------------------------------------------------------------------------------------------------------------------------------------------------------------------------------------------------------------------------------------------------------------------------------------------------------------------------------------------------------------------------------------------------------------------------------------------------------------------------------------------------------------------------------------------------------------------------------------------------------------------------------------------------------------------

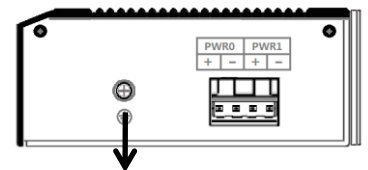
Product model	ITT-SW3947
Product descriptions	8*10/100Base-TX+2*Gigabit Combo Unmanaged Industrial Ethernet Switch Din-Rail and Wall mounted installation 12-36VDC power input

### Power Terminal



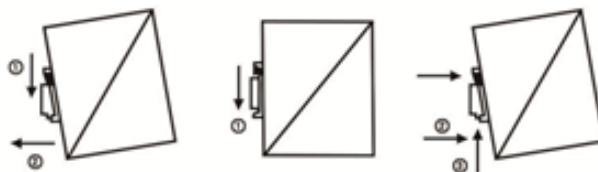
- 5-pin 3.81mm-spacing plug-in terminal
- 12V-36VDC wide voltage input
- P1&P2 dual power input
- Reverse protection

### Earth Protection



Ground screw

### Din-Rail



### Wall mounting



SERVICES:  
Guaranteed Warranty

