

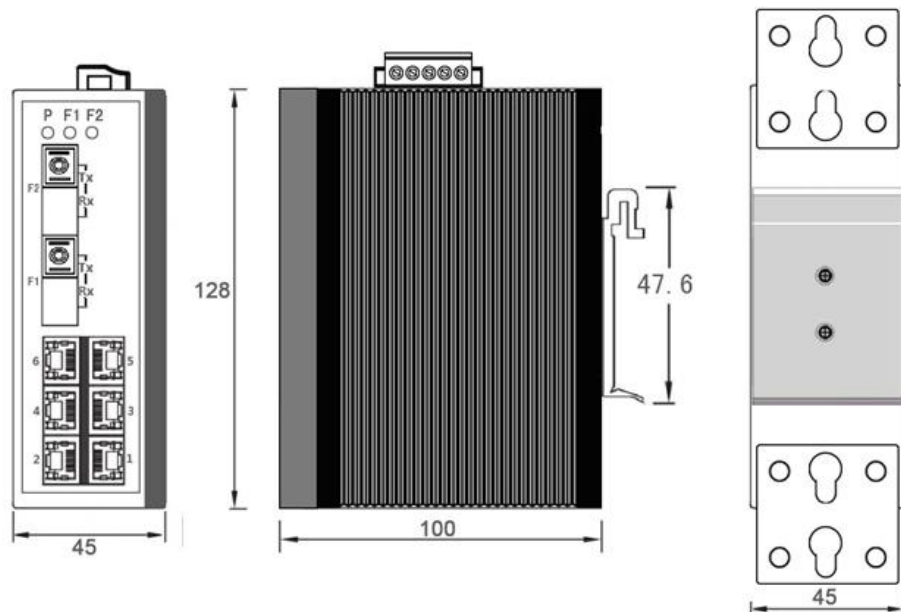
Unmanaged Industrial Ethernet Switch 6ETH 2 Fiber Optical

P/N : [ITT-SW3937](#)



- 12-36VDC wide voltage range power inputs
- As low as 3 watts load power consumption
- -40 to 85°C operating temperature range
- IP40 protection class with metal housing
- Fanless design
- Level 4 EMC Protection

The ITT-SW3937 provides 6 electrical Fast Ethernet ports and 2 optical Fast Ethernet port. All models are with IP40 protection class and meet EMC industrial level 4 requirements. It provides 12-36 VDC wide voltage range power inputs, DIN rail mounting, wide operating temperature range of -40 to the +85°C. In addition to its compact size for space-saving installation, each product has passed a 100% burn-in test in 85°C to ensure its quality. All of these features make the product ideal for applications that require high-reliability transmission, such as video surveillance, tolling systems, ITS, and factory automation.



SERVICES:
Guaranteed Warranty



Unmanaged Industrial Ethernet Switch



Standards	IEEE 802.3 10Base-T IEEE 802.3u 100Base-Tx 100Base-Fx
Certifications	CCC, CE, FCC, RoHS
Switch Properties	<ul style="list-style-type: none">➤ MAC Table: 1K➤ Packet Buffer: 448K➤ Packet Forwarding Rate: 1.1904Mpps➤ Switching Delay: <5us
Interface	<ul style="list-style-type: none">➤ Optical Ports: 2 100Base-Fx (FC/SC/ST optional)➤ Electrical Ports: 6 10/100Base-Tx (RJ45)
LED indicator	<ul style="list-style-type: none">➤ Power LED: PWR➤ Interface LED: RJ45(Link&ACT) ,➤ Interface LED: Fiber(Link&ACT)
MTBF	360,000 hrs
Power	<ul style="list-style-type: none">➤ Power Terminal: 5-pin 3.81mm-spacing plug-in terminal block➤ Power input: 12-36V DC➤ Full load power consumption: <3W➤ Overload Protection: Support➤ Reverse Connection Protection: Support Redundancy Protection: Support
Physical Characteristics	<ul style="list-style-type: none">➤ Housing: Metal, fanless➤ Protection Class: IP40➤ Dimensions: 45mm x 100mm x 100mm (W×H×D)➤ Weight: 0.55kg➤ Mounting: DIN-Rail or Panel mounting
Environmental Limits	<ul style="list-style-type: none">➤ Operating Temperature: -30 to 75°C➤ Storage Temperature: -45 to 85°C➤ Ambient Relative Humidity: 5 to 95% (non-condensing)

SERVICES:
Guaranteed Warranty



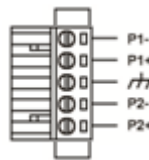
Website: ittelecom.co
Skype: [ittelecomco](https://www.skype.com/en/contacts/ittelecomco)
Email: mailto:sale@ittelecom.co



Industrial Standard	<ul style="list-style-type: none"> ➤ EMI: ➤ FCC CFR47 Part 15, EN55022/CISPR22, Class A ➤ EMS: ➤ IEC61000-4-2 (ESD): ±8kV (contact), ±15kV (air) ➤ IEC61000-4-3 (RS): 10V/m (80MHz-2GHz) ➤ IEC61000-4-4 (EFT): Power Port: ±4kV; Data Port: ±2kV ➤ IEC61000-4-5 (Surge): Power Port: ±2kV/DM, ±4kV/CM; Data Port: ±2kV ➤ IEC61000-4-6 (CS): 3V (10kHz-150kHz); 10V (150kHz-80MHz) ➤ IEC61000-4-16 (Common mode conduction): 30V (cont.), 300V (1s) ➤ Machinery: ➤ IEC60068-2-6 (Vibration) ➤ IEC60068-2-27 (Shock) ➤ IEC60068-2-32 (Free Fall)
---------------------	---

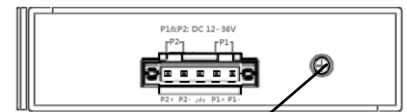
Product model	ITT-SW3937
Product descriptions	6*10/100Base-TX+2*100Base-FX, Unmanaged Industrial Ethernet Switch, Din-Rail and Wall mounted installation, 12-36VDC power input

Power Terminal



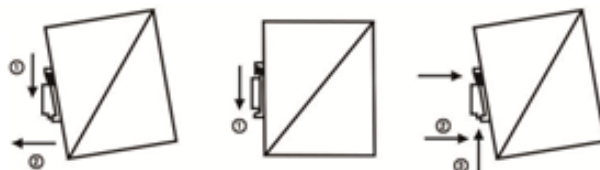
- 5-pin 3.81mm-spacing plug-in terminal
- 12V-36VDC wide voltage input
- P1&P2 dual power input
- Reverse protection

Earth Protection



Ground terminal or screw

Din-Rail



Wall mounting



SERVICES:
Guaranteed Warranty

